


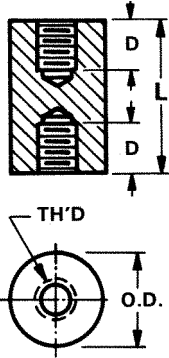


Designers' Choice

INSULATED SPACERS/STANDOFFS

CERAMIC STANDOFFS

- Ideal for very high temperature conditions
- Commercial and military types available
- Special sizes available upon request
- Exceptional strength in compression and tension
- Withstands very high voltage without flashover.
- Military types meet MIL-1-010, NL# clearly marked



COMMERCIAL

CAT. NO.	LENGTH	O.D.	T THREAD	D(2) DEPTH
7710	.250	.250	6-32	THRU
7711	.500	.250	6-32	.156
7712	.375	.375	6-32	.156
7713	.500	.375	6-32	.187
7714	.500	.500	6-32	.140
7715	.750	.500	6-32	.250
7716	1.000	.500	6-32	.375
7717	1.500	.500	6-32	.562
7718	2.500	.500	6-32	.500
7719	2.500	.750	1/4-20	.750
7720	4.000	.750	1/4-20	.750

MILITARY

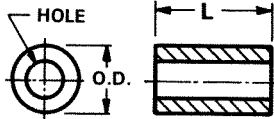

CAT. NO.	LENGTH	O.D.	T THREAD	D(2) DEPTH	NL #
7661	.500	.375	6-32	.156	NL523W01-004
7662	.625	.375	6-32	.250	NL523W01-005
7663	.625	.500	8-32	.187	NL523W02-005
7664	.750	.375	6-32	.250	NL523W01-006
7665	.750	.500	8-32	.250	NL523W02-006
7666	1.000	.375	10-32	.375	NL523W01-008
7667	1.000	.500	8-32	.375	NL523W02-008
7668	1.000	.750	10-32	.375	NL523W03-008
7669	1.250	.375	6-32	.375	NL523W01-010
7670	1.250	.500	8-32	.375	NL523W02-010
7671	1.250	1.000	1/4-20	.437	NL523W04-010
7672	1.500	.375	6-32	.375	NL523W01-012
7673	1.500	.500	8-32	.375	NL523W02-012
7674	1.500	.750	10-32	.375	NL523W03-012
7675	1.500	1.000	1/4-20	.500	NL523W04-012
7676	2.000	.375	6-32	.375	NL523W01-016
7677	2.000	.500	8-32	.375	NL523W02-016
7678	2.000	.750	10-32	.375	NL523W03-016

MATERIAL: Grade L5 Ceramic

PHENOLIC SPACERS/STANDOFFS

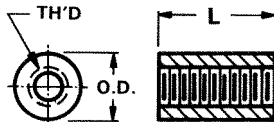
- RESISTS ABRASIONS & CHEMICALS • EXCELLENT DIELECTRIC STRENGTH
- LOW MOISTURE ABSORPTION • GOOD MECHANICAL STRENGTH

MATERIAL: PBE Grade Natural Color Phenolic



CLEAR HOLE SPACERS

"L" Length Inches	.250 O.D. (1/4)			.312 O.D.
	#4 Screw .120 Hole CAT. NO.	#6 Screw .140 Hole CAT. NO.	#8 Screw .171 Hole CAT. NO.	#10 Screw .200 Hole CAT. NO.
1/4 (.250)	360	367	1490	453
3/8 (.375)	361	368	1491	454
1/2 (.500)	362	369	1492	455
3/4 (.750)	363	370	1493	456
1 (1.000)	364	371	1494	457
1 1/2 (1.500)	365	372	374	458
2 (2.000)	366	373	375	459



THREADED STANDOFFS

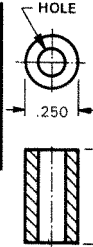

"L" Length Inches	.250 O.D. (1/4)			.312 O.D.	
	4-40 Th'd CAT. NO.	6-32 Th'd CAT. NO.	8-32 Th'd CAT. NO.	8-32 CAT. NO.	10-32 CAT. NO.
1/4 (.250)	376	383	390	460	467
3/8 (.375)	377	384	391	461	468
1/2 (.500)	378	385	392	462	469
3/4 (.750)	379	386	393	463	470
1 (1.000)	380	387	394	464	471
1 1/2 (1.500)	381	388	395	465	472
2 (2.000)	382	389	396	466	473

NOTE: 1 1/2" and 2" spacers are tapped 3/8" deep each end.

NYLON SPACERS/STANDOFFS

Economical for terminal or printed circuit board supports.

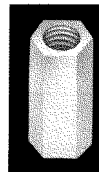
ROUND THRU-HOLE SPACERS



"L" Length Inches	#4 Screw .120 Hole CAT. NO.	#6 Screw .140 Hole CAT. NO.	#8 Screw .171 Hole CAT. NO.
1/8 (.125)	875	883	891
1/4 (.250)	876	884	892
3/8 (.375)	877	885	893
1/2 (.500)	878	886	894
5/8 (.625)	879	887	895
3/4 (.750)	880	888	896
7/8 (.875)	881	889	897
1 (1.000)	882	890	898

MATERIAL: Nylon 6/6

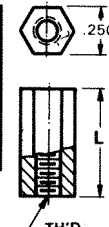

HEX THREADED STANDOFFS



"L" Length Inches	4-40 Thread CAT. NO.	6-32 Thread CAT. NO.	8-32 Thread CAT. NO.
1/4 (.250)	1902A	1903A	1904A
3/8 (.375)	1902B	1903B	1904B
1/2 (.500)	1902C	1903C	1904C
5/8 (.625)	1902F	1903F	1904F
3/4 (.750)	1902D	1903D	1904D
7/8 (.875)	1902G	1903G	1904G
1 (1.000)	1902E	1903E	1904E

MATERIAL: Nylon 6/6

FLAME RETARDANT HEX THREADED STANDOFFS



"L" Length Inches	4-40 Thread CAT. NO.	6-32 Thread CAT. NO.	8-32 Thread CAT. NO.
1/4 (.250)	8440A	8441A	8442A
3/8 (.375)	8440B	8441B	8442B
1/2 (.500)	8440C	8441C	8442C
5/8 (.625)	8440D	8441D	8442D
3/4 (.750)	8440E	8441E	8442E
7/8 (.875)	8440F	8441F	8442F
1 (1.000)	8440G	8441G	8442G

MATERIAL: Nylon 6/6